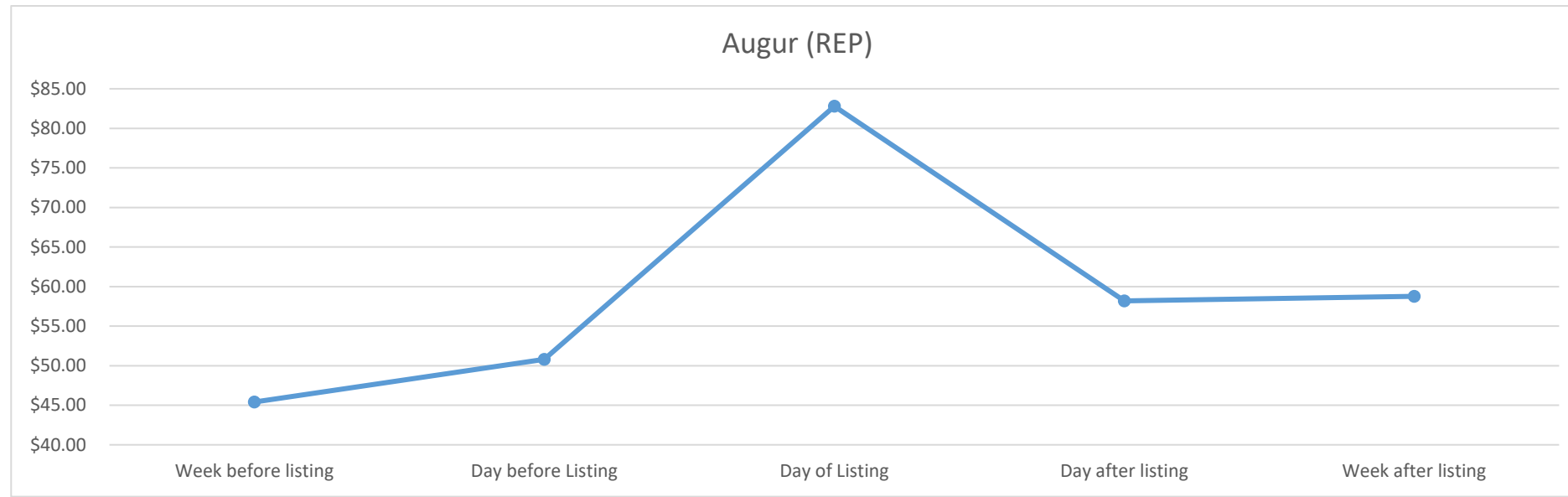


Token	Week before listing	Day before Listing	Day of Listing	Day after listing	Week after listing
Augur (REP) \$	45.41 \$	50.79 \$	82.79 \$	58.19 \$	58.77 \$

Maximum % Gain  
82%

2 Week % Change  
29%

Bitcoin 2 Week % Change  
-15%

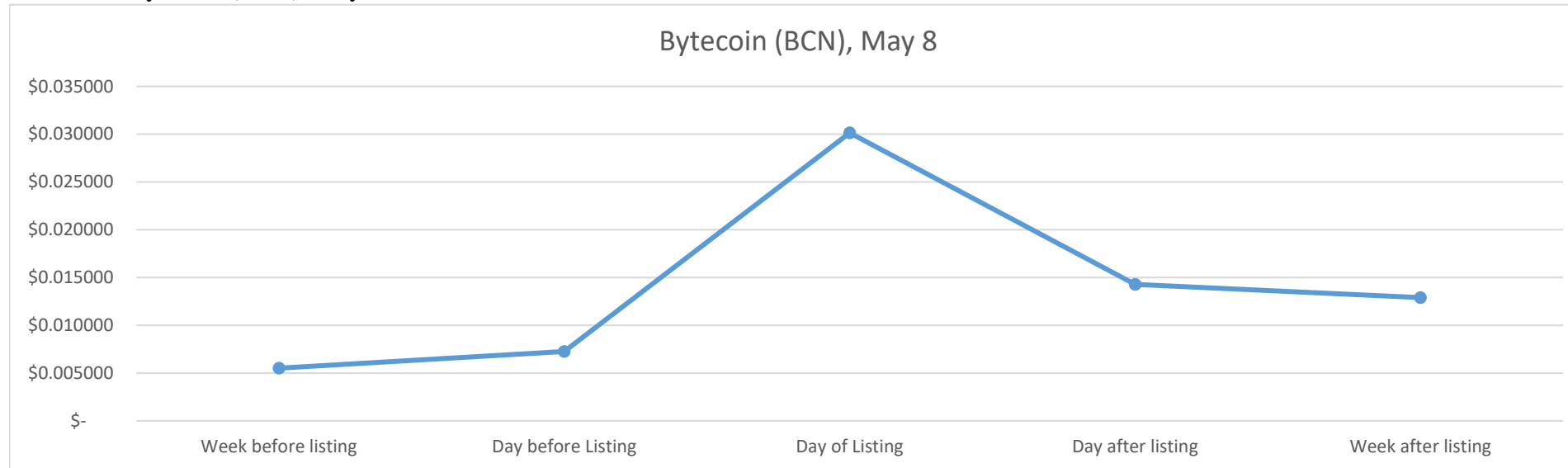


Token	Week before listing	Day before Listing	Day of Listing	Day after listing	Week after listing
Bytecoin (BCN), May 8 \$	0.005513 \$	0.007248 \$	0.030134 \$	0.014278 \$	0.012903 \$

Maximum % Gain  
447%

2 Week % Change  
134%

Bitcoin 2 Week % Change  
-9%

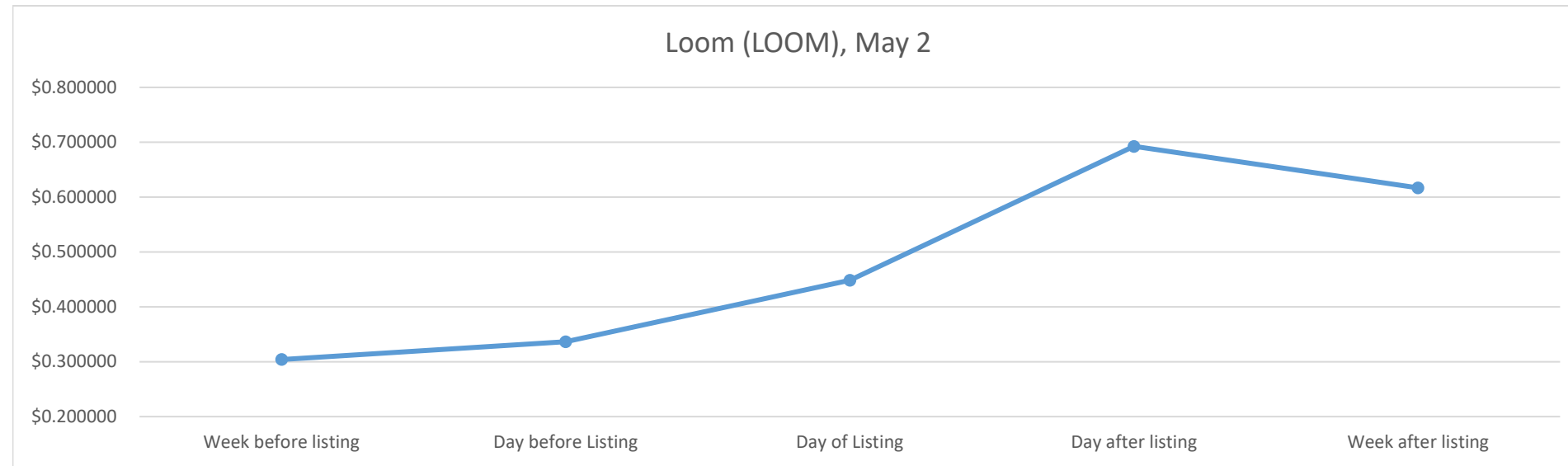


Token	Week before listing	Day before Listing	Day of Listing	Day after listing	Week after listing
Loom (LOOM), May 2 \$	0.304049	\$ 0.336283	\$ 0.448591	\$ 0.692642	\$ 0.617104

Maximum % Gain  
128%

2 Week % Change  
103%

Bitcoin 2 Week % Change  
3%

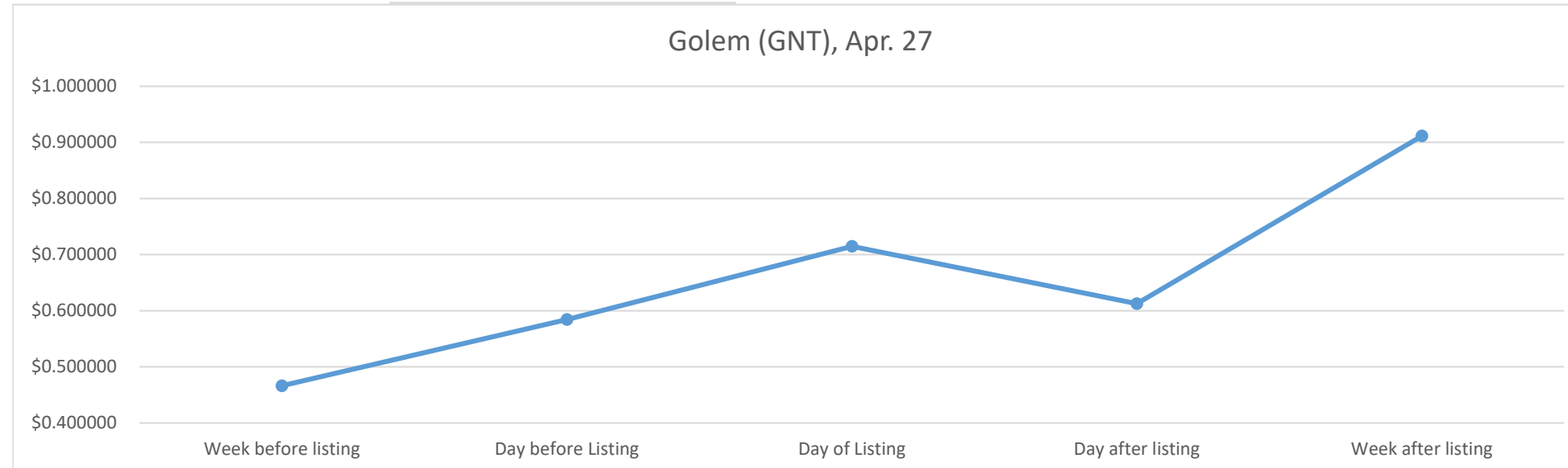


Token	Week before listing	Day before Listing	Day of Listing	Day after listing	Week after listing
Golem (GNT), Apr. 27 \$	0.466461	\$ 0.584550	\$ 0.714944	\$ 0.612709	\$ 0.911248

Maximum % Gain  
95%

2 Week % Change  
95%

Bitcoin 2 Week % Change  
8%

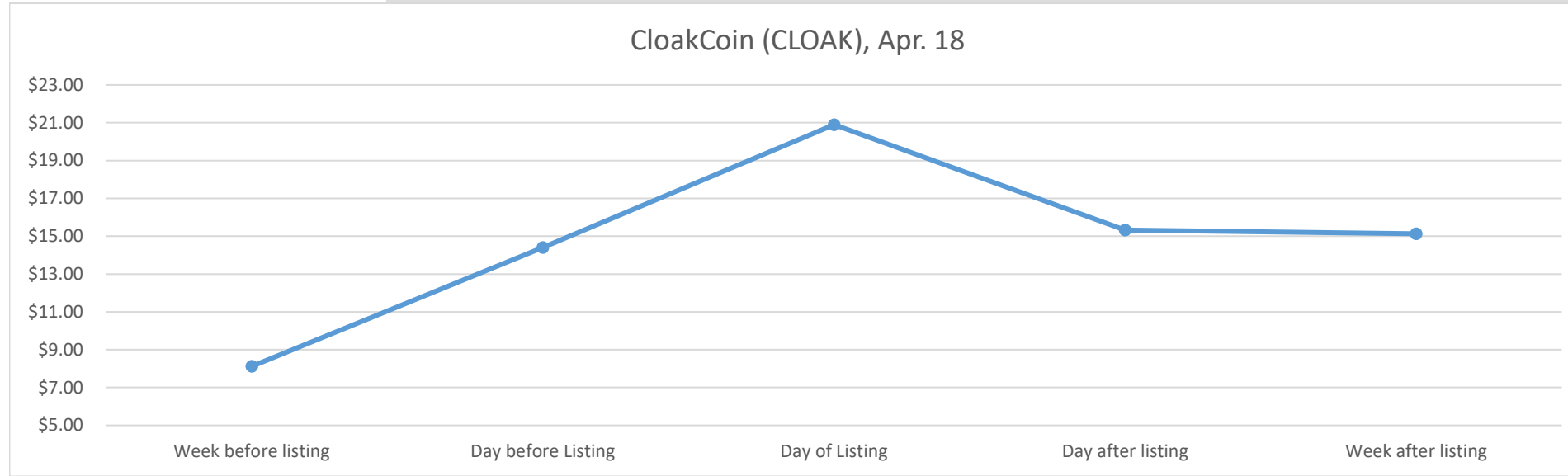


Token	Week before listing	Day before Listing	Day of Listing	Day after listing	Week after listing
CloakCoin (CLOAK), Apr. 18	\$ 8.12	\$ 14.40	\$ 20.90	\$ 15.33	\$ 15.13

Maximum % Gain  
157%

2 Week % Change  
86%

Bitcoin 2 Week % Change  
26%

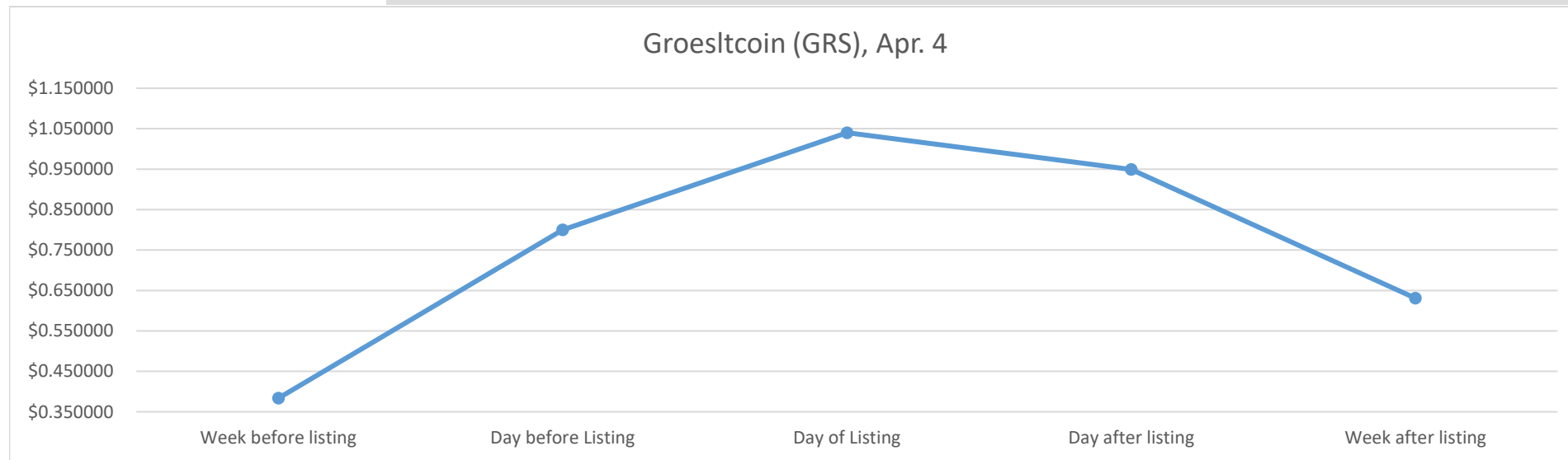


Maximum % Gain  
171%

2 Week % Change  
64%

Bitcoin 2 Week % Change  
-21%

Token	Week before listing	Day before Listing	Day of Listing	Day after listing	Week after listing
Groesltcoin (GRS), Apr. 4	\$ 0.383639	\$ 0.799872	\$ 1.040000	\$ 0.948855	\$ 0.630746

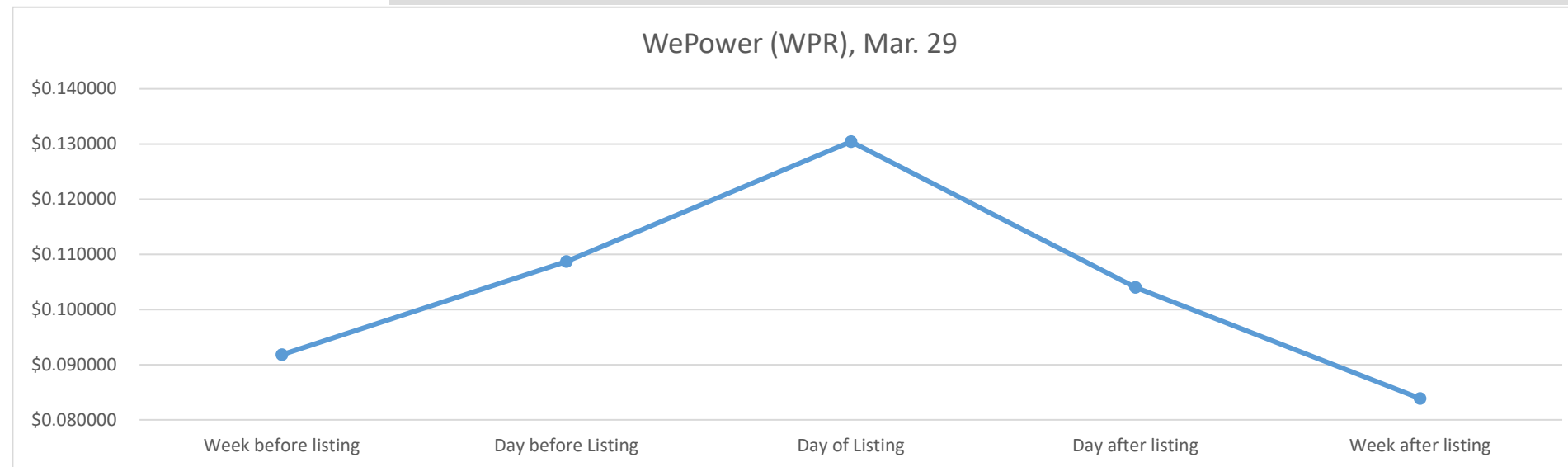


Token	Week before listing	Day before Listing	Day of Listing	Day after listing	Week after listing
WePower (WPR), Mar. 29	\$ 0.091818	\$ 0.108700	\$ 0.130432	\$ 0.103990	\$ 0.083882

Maximum % Gain  
42%

2 Week % Change  
-9%

Bitcoin 2 Week % Change  
-22%

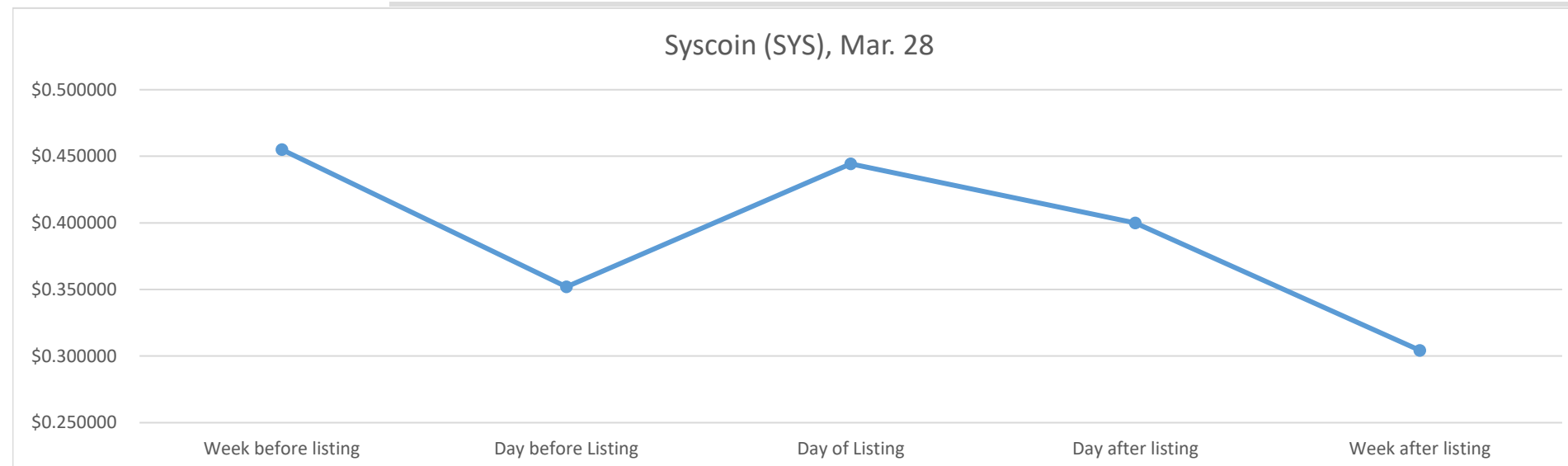


Maximum % Gain  
26%

2 Week % Change  
-33%

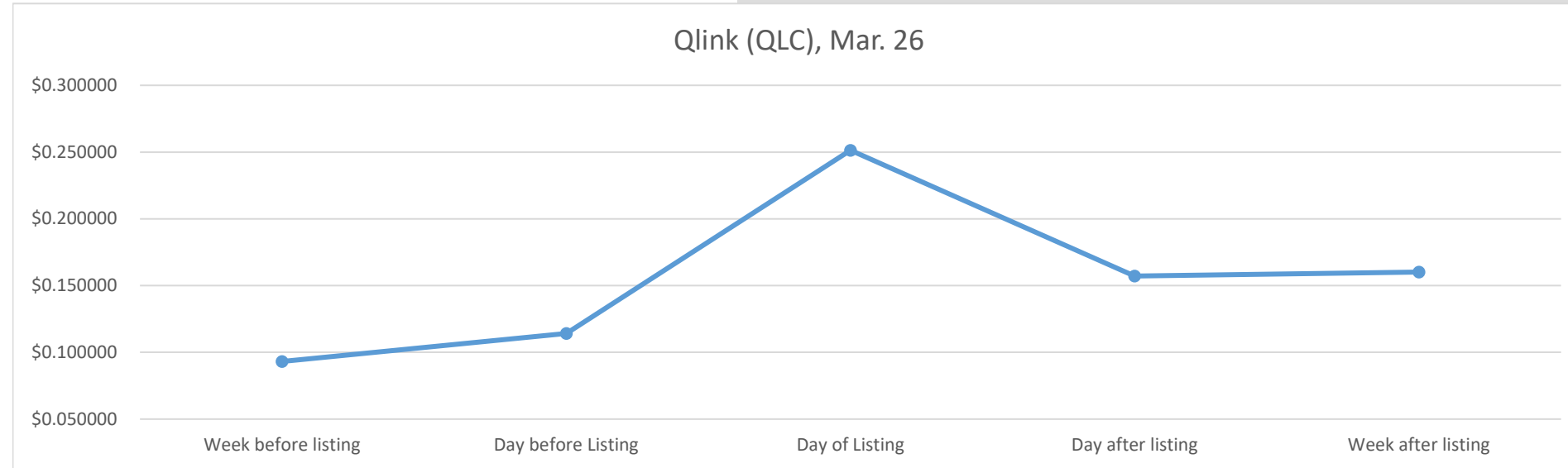
Bitcoin 2 Week % Change  
-23%

Token	Week before listing	Day before Listing	Day of Listing	Day after listing	Week after listing
Syscoin (SYS), Mar. 28	\$ 0.455050	\$ 0.351961	\$ 0.444376	\$ 0.399919	\$ 0.304293



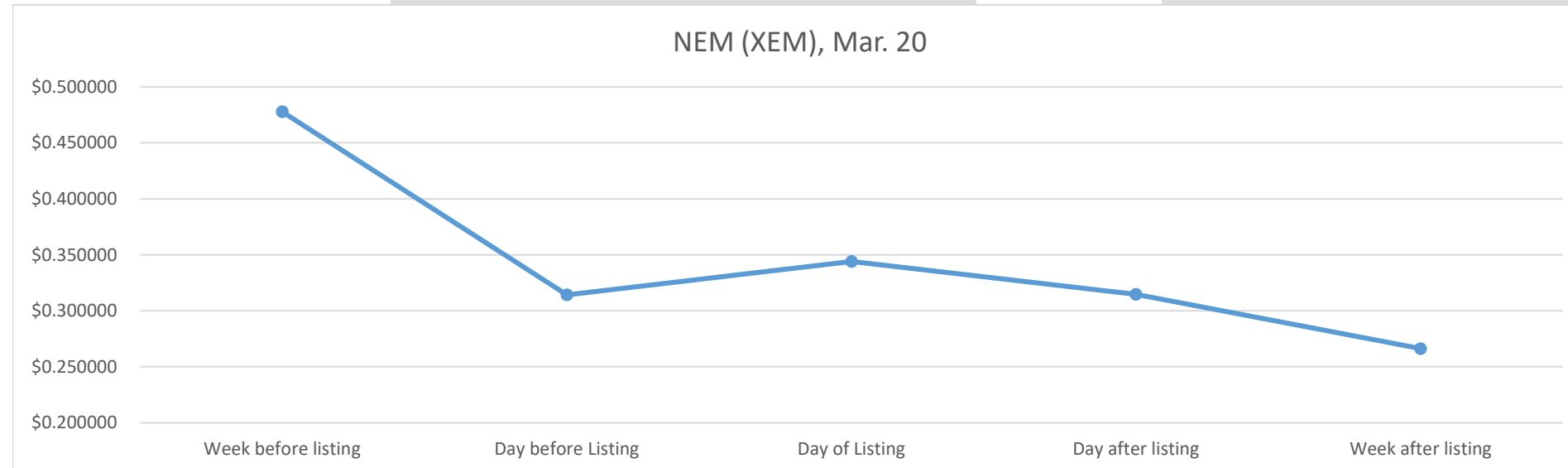
Token	Week before listing	Day before Listing	Day of Listing	Day after listing	Week after listing
Qlink (QLC), Mar. 26 \$	0.093176	\$ 0.114243	\$ 0.251377	\$ 0.157166	\$ 0.160221

Maximum % Gain	2 Week % Change	Bitcoin 2 Week % Change
170%	72%	22%



Token	Week before listing	Day before Listing	Day of Listing	Day after listing	Week after listing
NEM (XEM), Mar. 20 \$	0.477692	\$ 0.314138	\$ 0.344168	\$ 0.314733	\$ 0.266302

Maximum % Gain	2 Week % Change	Bitcoin 2 Week % Change
10%	-44%	-13%

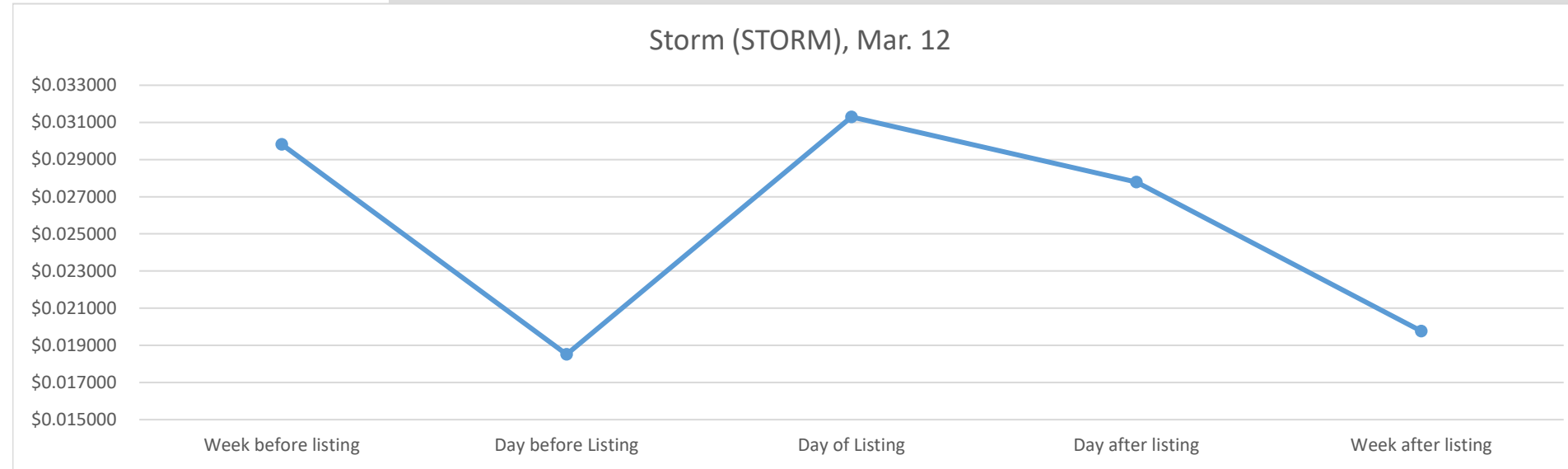


Token	Week before listing	Day before Listing	Day of Listing	Day after listing	Week after listing
Storm (STORM), Mar. 12	\$ 0.029820	\$ 0.018513	\$ 0.031294	\$ 0.027787	\$ 0.019768

Maximum % Gain  
69%

2 Week % Change  
-34%

Bitcoin 2 Week % Change  
-26%

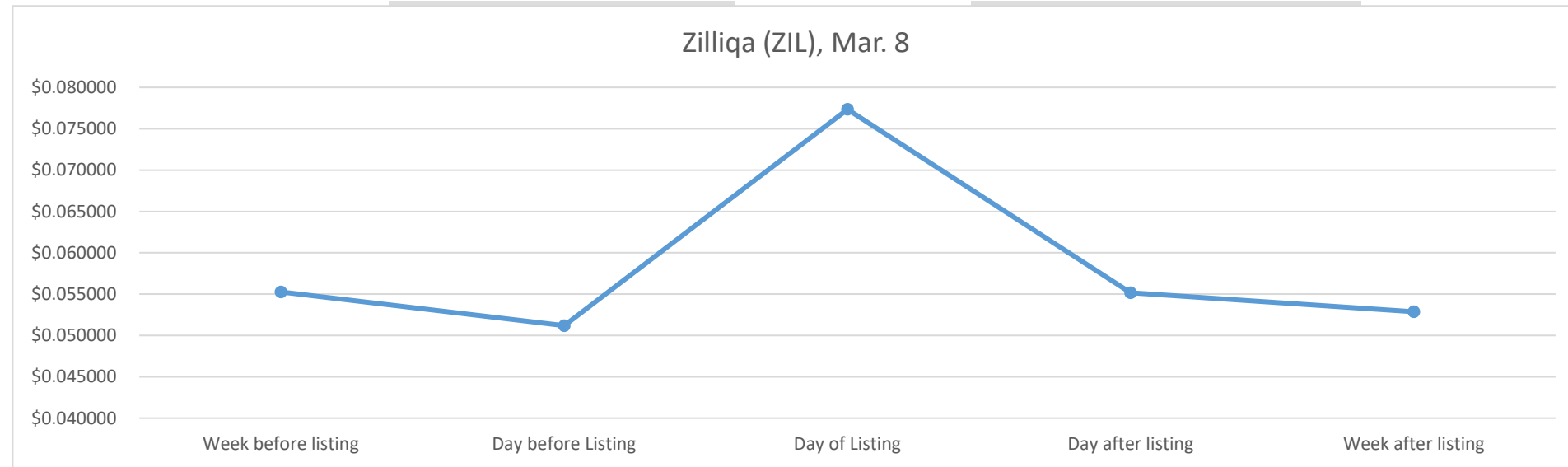


Token	Week before listing	Day before Listing	Day of Listing	Day after listing	Week after listing
Zilliqa (ZIL), Mar. 8	\$ 0.055268	\$ 0.051191	\$ 0.077344	\$ 0.055167	\$ 0.052870

Maximum % Gain  
51%

2 Week % Change  
-4%

Bitcoin 2 Week % Change  
5%

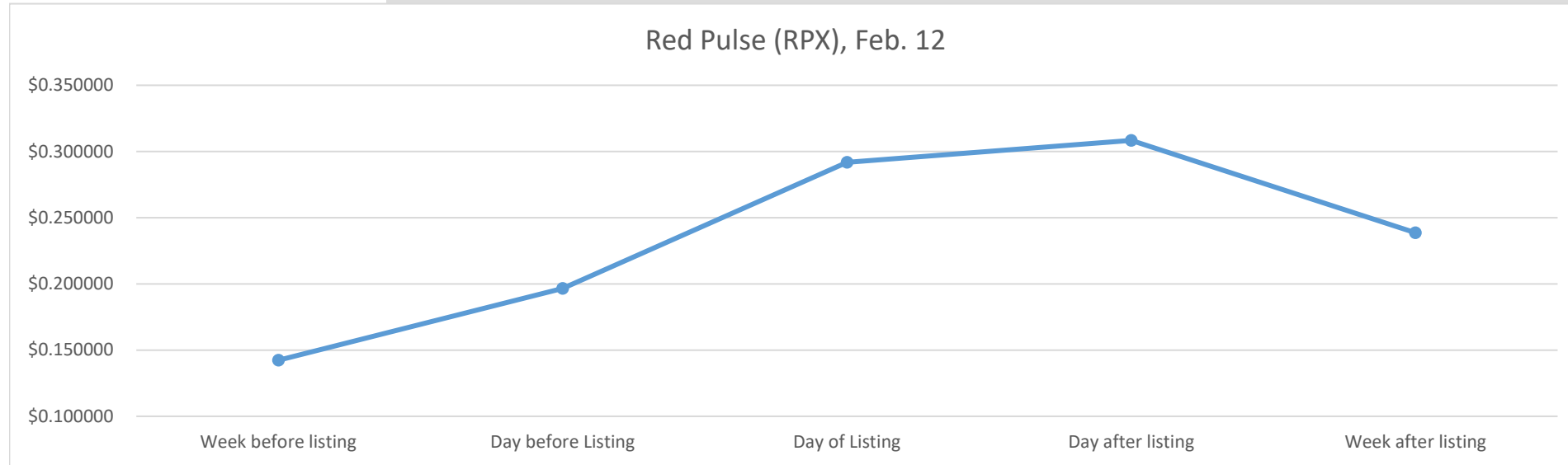


Token	Week before listing	Day before Listing	Day of Listing	Day after listing	Week after listing
Red Pulse (RPX), Feb. 12	\$ 0.142350	\$ 0.196513	\$ 0.291783	\$ 0.308379	\$ 0.238659

Maximum % Gain  
117%

2 Week % Change  
68%

Bitcoin 2 Week % Change  
35%

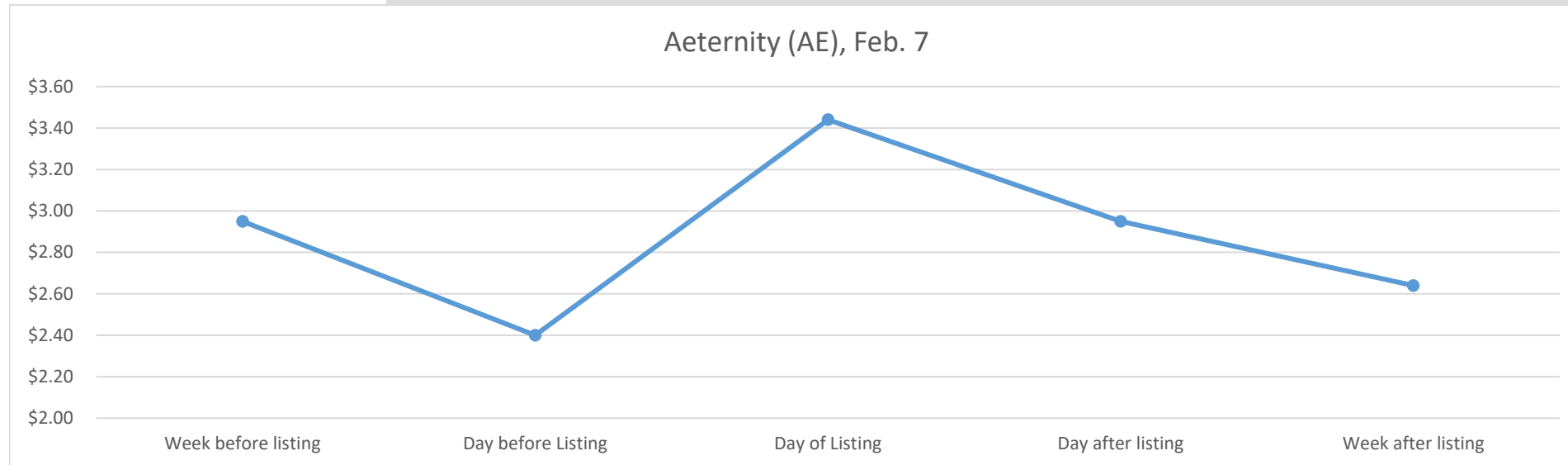


Token	Week before listing	Day before Listing	Day of Listing	Day after listing	Week after listing
Aeternity (AE), Feb. 7	\$ 2.95	\$ 2.40	\$ 3.44	\$ 2.95	\$ 2.64

Maximum % Gain  
43%

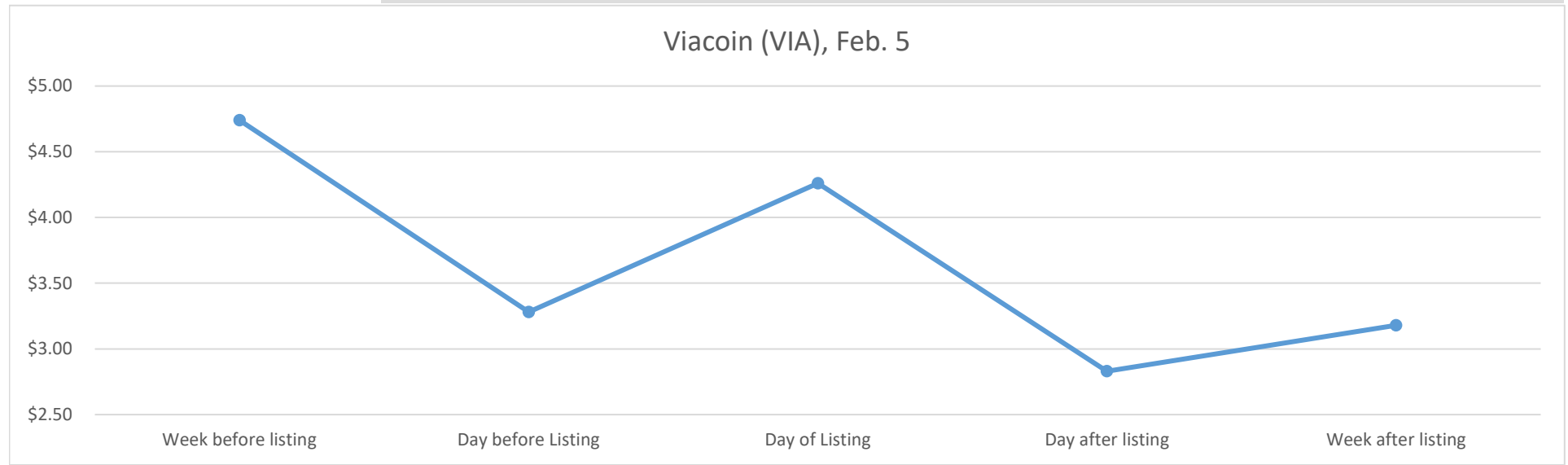
2 Week % Change  
-11%

Bitcoin 2 Week % Change  
-8%



Token	Week before listing	Day before Listing	Day of Listing	Day after listing	Week after listing
Viacoin (VIA), Feb. 5	\$ 4.74	\$ 3.28	\$ 4.26	\$ 2.83	\$ 3.18

Maximum % Gain	2 Week % Change	Bitcoin 2 Week % Change
30%	-33%	-24%



Average Maximum % Gain	Average 2 Week % Change	in 2 Week % Change
109%	32%	-4%